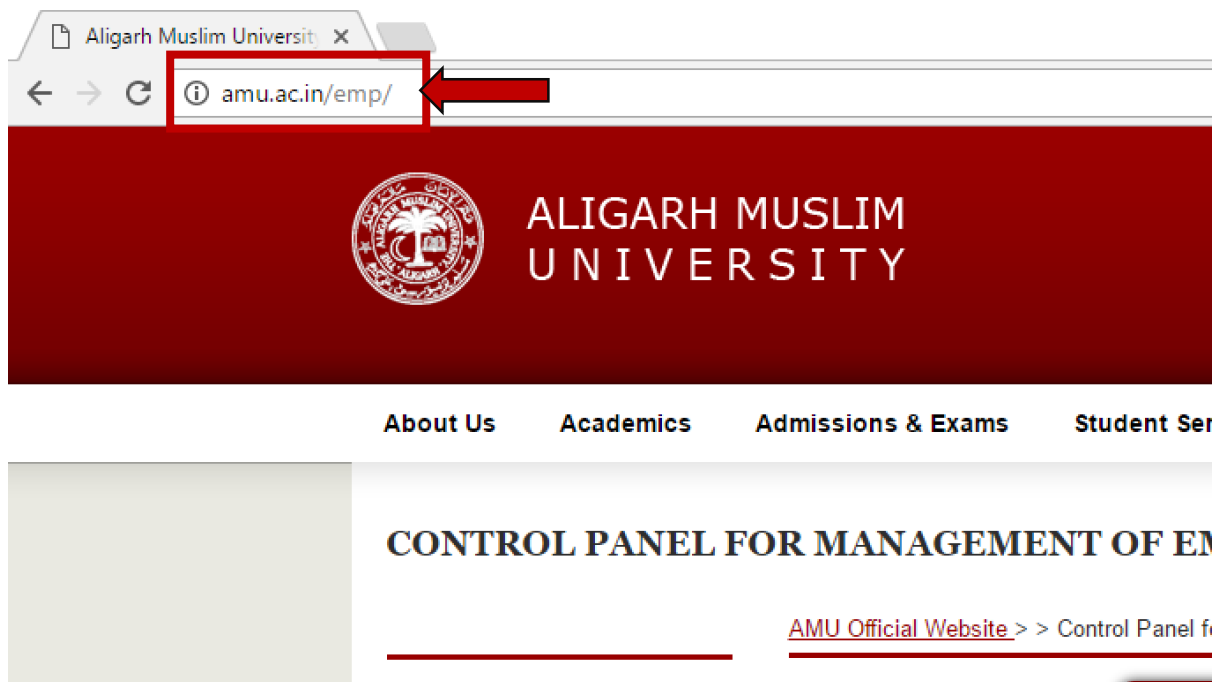


SALARY SLIP'S ONLINE DISPLAY APPLICATION

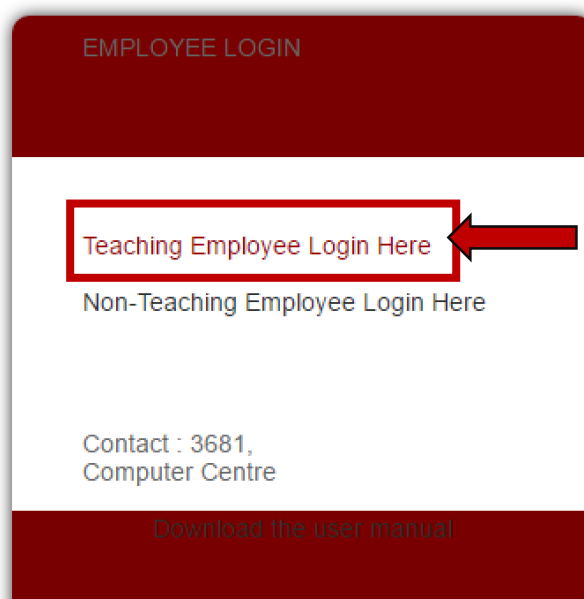
To view our monthly salary slips online, the procedure is mentioned as follows :

Step 1. We need to open our web browser and type the URL www.amu.ac.in/emp as shown below.



Step 2. After entering the aforesaid URL we will be taken to the AMU Website's employee login page, where we need to select the employee type as shown below :

AMU Official Website > > Control Panel for Managing Employee Details



Step 3. Once we will select the employee type then we will be asked to provide our Employee ID/PID and the password to login to our profile as shown below.

AMU Official Website >> Control Panel for Managing Employee Details

Step 4. After Successful login to our account, our profile will be displayed and a dashboard will appear in front of us, here we have to click on the Salary Slip link as shown below.

LINKS FOR CONTROL

- New Salary Slip**
- Update/Upload Your Key Publication
- Upload Complete CV
- Upload Photo
- Upload Time Table
- Upload/Manage Study Material
- Apply Wi-Fi account
- Apply Institutional Email ID

AMU Official Website >> Control Panel for Employees

Control Panel for mana

Welcome F

Date of Birth	: XX-XX-XXXX
Qualification	: Ph.D. (Univ. of Limerick, Ireland)
Thrust Area	: Ergonomics, Human Response to Vibratic
Address	: Ergonomics Research Division, Departme
Mobile	: XXXXXXXXXXXX
Telephone	: XXXXXXXXXXXX
Email	: Email ID

Step 5. Upon clicking the Salary Slip we need to choose the month (September 2016 onwards) of which we wish to see our salary Slip.

R MANAGEMENT INFORMATION

AMU Official Website >> Control Panel for Employees

CV. KEY PUBLICATIONS ETC.

Online Pay Slip

Select : Year Month Type

Note : In case your website profile employee ID is not same as your permanent employee ID (printed on the salary slip) then salary will not be generated, please write/contact to webmaster (webmaster@amu.ac.in) for updations.

RECTORIES	EMPLOYEE SERVICES	© 2012
MAPS	CAMPUS NOTICES	ALIGARH MUSLIM

Step 6. After choosing the month we need to click on the proceed button as shown below.

R MANAGEMENT INFORMATION

AMU Official Website >> Control Panel for Employees

PLEASE UPDATE YOUR PROFILE. CV. KEY PUBLICATIONS ETC.

Online Pay Slip

Select : Year Month Type

Note : In case your website profile employee ID is not same as your permanent employee ID (printed on the salary slip) then salary will not be generated, please write/contact to webmaster (webmaster@amu.ac.in) for updations.

Step 7. Once we are done with selecting the month and clicking on proceed button, our Salary Slip for the chosen month will be displayed on our Screen as shown below.

September-2016			
Aligarh Muslim University - Aligarh, Finance & Accounts Department			
Salary Slip for the Month of September 2016		Main	FUND
Name	: Name of the Employee	Permanent ID	: PID
Designation	: DESIGNATION OF THE EMPLOYEE	Salary Register	: ENG38MIU
Department	: DEPARTMENT	Increment Due on	: 01.07.2017
Pay Band	: 37400-67000	Grade Pay	: 10000
		Pay in Pay Band	: 49,950.00
PAY	59,950.00	ITAX	27,634.00
DA	74,938.00	LIC	3,052.00
HRA	11,990.00	PF	20,000.00
TRANS	3,600.00	CGIS	120.00
		MAS	500.00
		Bank Name	S.B.I. MEDICAL RD.
		BRANCH	
		Cheque No.	924858
		Cheque Date	30.09.2016
		Salary wage period	01.09.2016 to 30.09.2016
Sample Pay Slip			
GROSS	150,478.00	DEDUCTION	51,307.00
		NET SALARY	99,171.00

Note : Error if any, must brought to the notice of D.F.O. /J.F.O. (Salary)
 Remark : DATE OF JOINING

<<<< PAY SLIP GENERATED UNDER TESTING PHASE. PLEASE


Step 8. To take print of the salary slip press right click on the mouse and select the print option as shown below.


The screenshot shows the same salary slip as in Step 7, but with a right-click context menu open over the table. The menu items include: Back, Forward, Reload, Save as..., **Print...** (highlighted with a red arrow), Cut..., Translate to English, Rotate clockwise, Rotate counterclockwise, and Inspect. The 'Print...' option is associated with the keyboard shortcut 'Ctrl+P'. Below the table, the text reads: '<<<< PAY SLIP GENERATED UNDER TESTING PHASE. PLEASE CONTACT webmaster@amu.ac.in FOR CORRECTIONS/ERRORS >>>> <<<< back >>>>'. The browser address bar at the bottom shows 'http://www.amu.ac.in'.

SALARY SLIP'S ONLINE DISPLAY APPLICATION

Step 9. On clicking to the print option, below shown screen will come in front of US. Again clicking on the print button which will print our Salary Slip to update our records.

Print
Total: 2 sheets of paper

 Cancel

Destination  Samsung ML-1860 Series
[Change...](#)

Pages All
 e.g. 1-5, 8, 11-13

Copies

Paper size

Options Fit to page

[Print using system dialog... \(Ctrl+Shift+P\)](#)

10192216 Pay Slip - ANU

September-2016

Aligarh Muslim University - Aligarh, Finance & Accounts Department

Salary Slip for the Month of September 2016

Name	: Name of the Employee	Permanent ID	: FID
Designation	: DEPARTMENT OF THE EMPLOYEE	Salary Register	: ENG38MHU
Department	: DEPARTMENT	Increment Due on	: 01.07.2017
Pay Band	: 3740667000	Grade Pay	: 10000
		Pay in Pay Band	: 49,950.00

			Bank Name
PAY	59,350.00	TAX	2,634.00
DA	74,838.00	LIC	1,052.00
HRA	11,990.00	PF	20,000.00
TRANS	3,600.00	CGIS	120.00
		M/S	500.00
			Cheque No. 924858
			Cheque Date: 30.09.2016
			Salary wage period
			01.09.2016 to 30.09.2016

GROSS	150,478.00	DEDUCTION	31,509.00	NET SALARY	99,171.00
-------	------------	-----------	-----------	------------	-----------

Note : Error if any, must brought to the notice of D.F.O./I.F.O. (Salary)
Remark : DATE OF JOINING

<<<< PAY SLIP GENERATED UNDER TESTING PHASE. PLEASE
CONTACT: webmaster@amu.ac.in FOR CORRECTIONS/ERRORS
>>>> <<<<_<<<<

Sample Pay Slip